



**IMPROVING OUTCOMES  
THROUGH EVOLVING SERVICES**



# GATEWAY'S EVOLVING SERVICES HELP MORE IN NEED

Fiscal Year 14 was an extremely productive year for Gateway Foundation's Corrections Division. As you will see in this report, one of our most exciting advancements was in the area of re-entry services using medication assisted treatment. By working with our funders in both the correctional environments and the community, we have improved client retention in treatment upon their release from incarceration.

In addition, our Corrections Division developed an evidence-based method for measuring client satisfaction and engagement in our services, which will be fully implemented in FY15. Research shows that retention and engagement are directly related to successful long-term outcomes, which is the ultimate goal of our programs. As our programs continue to evolve, we are committed to exploring every opportunity to reach more in need.

We are grateful to our staff for their daily efforts in making this possible; and to our Board of Directors for their unwavering support of our mission.



Henry D. Wolfe, Chairman

Gateway Foundation Board of Directors



Michael Darcy, President and CEO

Gateway Foundation, Inc.

## ST. LOUIS RECIDIVISM REDUCTION, MEDICATION ASSISTED TREATMENT PROJECT

During fiscal year 2014, Gateway Foundation's Corrections Division was awarded a contract from the Missouri Department of Mental Health, Division of Behavioral Health for a promising new re-entry program. The St. Louis Recidivism Reduction program combined several evidence based treatment interventions, including wraparound strength-based case management, co-occurring disorder counseling, employment readiness services, and medication-assisted treatment (MAT) to address the many needs of corrections clients as they return home. These comprehensive enhancements to our existing in-custody and community-based treatment services were delivered through Gateway's partnerships with the Missouri Departments of Mental Health and Corrections, Corizon Correctional Healthcare, and Texas Christian University's (TCU's) Institute of Behavioral Research.

The contract was awarded in September 2013 and, after screening almost 2000 offenders across three programs, we were able to rapidly implement services

for 243 clients from three of Gateway's contracted institutional treatment programs: Ozark Correctional Center, Maryville Treatment Center, and Northeast Correctional Center. By the end of fiscal year 2014, 91 of these clients had completed institutional treatment and were admitted to our St. Louis Free and Clean outpatient program where a multidisciplinary team provided comprehensive pre- and post-release treatment interventions. Twenty-five clients received Medication Assistance, i.e., monthly injections of Vivitrol prior to their release from the Department of Corrections. Missouri is the first state in the U.S. to make Vivitrol available to inmates prior to their release from incarceration.

The St. Louis Recidivism Reduction program produced impressive outcomes during the eight months of operation:

- 98% of re-entering clients kept their first outpatient appointment (vs. 50-60% average rate for clients not served by this program)
- 92% of clients who received a pre-release Vivitrol injection and wraparound services completed or were retained in community-based outpatient treatment for eight months
- Almost half of the clients admitted to Gateway's St. Louis Free and Clean program had acquired employment during the eight months ending June 30, 2014
- 81% were able to access healthcare and mental healthcare services in the community

Researchers at Texas Christian University's Institute of Behavioral Research decided to include data from clients served in this project in an ongoing Criminal Justice Drug Abuse Treatment study funded by the National Institute of Drug Abuse. Gateway and TCU will continue to track data to measure and report the longer-term outcomes to decision makers in Missouri. The St. Louis Recidivism Reduction program was another example of Gateway Foundation's success in Reducing Recidivism and Rebuilding lives.

In the Spring of 2014 Gateway submitted a proposal to continue providing services to the Missouri Department of Corrections at the Western Reception Diagnostic and Correctional Center in St. Joseph, Missouri. Gateway was awarded this renewal contract, a five-year award, which began on July 1, 2014. Gateway serves close to 325 clients each day at this program.

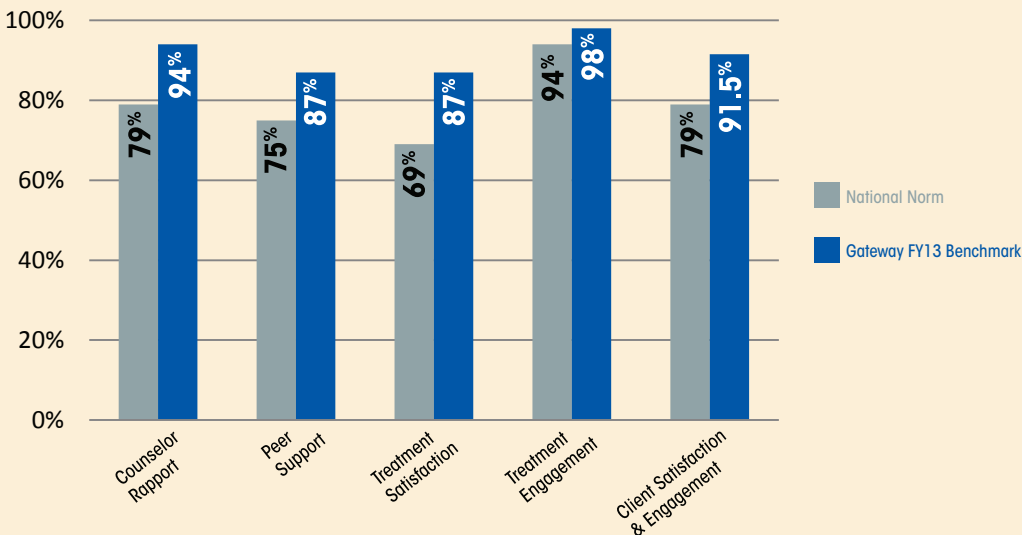
# GATEWAY IMPROVES MEASUREMENT OF CLIENT SATISFACTION AND ENGAGEMENT

In any treatment environment, client satisfaction is considered an important indicator of the quality of treatment and a prognostic indicator of successful recovery. Over time, Gateway has employed a variety of methods and instruments to determine clients' satisfaction with the treatment services they received. In 2014, Corrections Division management decided to implement an evidence-based method for measuring client satisfaction. The proposed instrument was the Treatment Engagement Form (ENGForm) developed by TCU's Institute of Behavioral Research (IBR). The advantages of using TCU's ENGForm included:

- The ability to measure the client perspective on the treatment process;
- The ability to measure client satisfaction with the services that were provided.
- Our Corrections Division programs already administer this form at discharge.
- This survey has strong empirical support (i.e., it is "evidence based").
- Research has shown that scores from the ENGForm are predictors of positive outcomes.
- We can look at individual items of interest in addition to the Client Satisfaction scores.

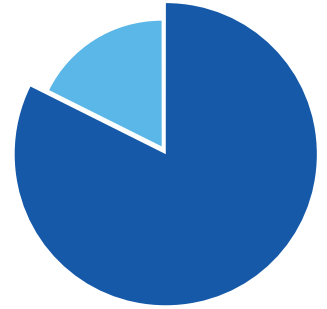
The TCU ENGForm includes four sub-scales which are shown to be predictors of successful outcomes, including: Counselor Rapport, Peer Support, Client Satisfaction and Treatment Engagement. From these scales, IBR's Associate Director of CJ Studies, Dr. Kevin Knight, developed a single combined index score, which averages the four measures into one construct, now titled Client Satisfaction & Engagement. TCU's national normative data and Gateway's internal data collected through our Internal Evaluation Protocol during FY13 are provided in the table below:

ENGFORM Scale

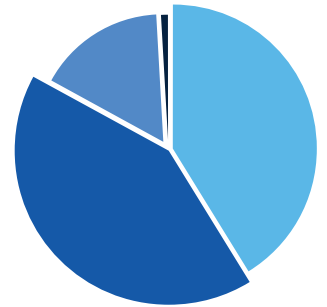


As demonstrated in the data above, Gateway's benchmark for each measure is well above the national normative data. Dr. Knight attributes this to the normative sample containing data from multiple types of programs across the nation, including several extremely poor performing programs; however, this clearly demonstrates how Gateway's commitment to high quality services is reflected in our scores. FY2015 performance goals will challenge management and staff to improve upon the benchmark scores in order to further improve the efficacy of our programs.

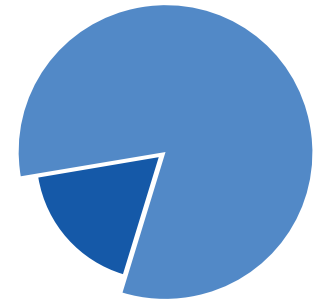
## FY2014 DEMOGRAPHIC BREAKDOWN



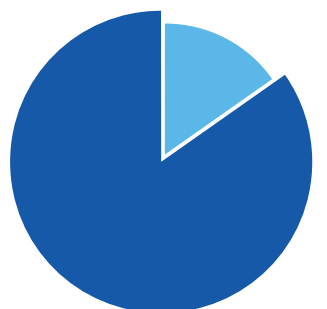
BY GENDER:  
**MALE** 18,567 (82%)  
**FEMALE** 3,974 (18%)



BY ETHNICITY:  
**CAUCASIAN** 9,416 (42%)  
**AFRICAN-AMERICAN** 9,286 (41%)  
**HISPANIC** 3,638 (16%)  
**OTHER** 201 (1%)



BY INPATIENT/OUTPATIENT:  
**INPATIENT** 18,552 (82%)  
**OUTPATIENT** 3,989 (18%)



BY PROGRAM SETTING:  
**IN PRISON** 19,102 (85%)  
**COMMUNITY** 3,439 (15%)

# FY 2014 Board of Directors

Chairman  
Henry D. Wolfe

Treasurer  
Sidney Bradley

Secretary  
Elizabeth Ogilvie Simer

President and CEO  
Michael Darcy

Donald S. Crossett  
Richard L. Eichholz, PhD  
Warren Harrington  
Glenn Baer Huebner  
David Johnson  
Jennifer Jerit Johnson  
John Kromer  
Pat LePenske  
Richard L. McCullough  
David Onion  
Gary W. Rada  
Amalesh Sanku  
Len Shankman  
Andy Smith  
Warren Stippich, Jr., CPA, CIA

## Executive Staff

President and CEO  
Michael Darcy

Vice President,  
Community Service Division  
Nick Gantes

Vice President,  
Corrections Division  
Gregg Dockins

Vice President, Human Resources  
Martha Yount

Vice President,  
Information Systems  
Daniel Molitor

Vice President, Finance  
Michelle Dickerson

# Corrections Division Programs

## ILLINOIS

Chicago  
*Cook County Sheriff's Office*

- Pre-Release Center\*
- Day Reporting Center\*

## MISSOURI

Bonne Terre  
*Eastern Reception, Diagnostic and Correctional Center*

Bowling Green  
*Northeast Correctional Center*

Chillicothe  
*Chillicothe Correctional Center*

Fordland  
*Ozark Correctional Center*

Maryville  
*Maryville Treatment Center*

St Joseph  
*Western Reception, Diagnostic and Correctional Center*

St. Louis  
*St. Louis Outpatient Program*

Vandalia  
*Women's Eastern Reception, Diagnostic and Correctional Center*

## NEW JERSEY

Annandale  
*Mountainview Youth CF*  
*Mountainview Youth CF II (FMU)*

Bridgeton  
*South Woods State Prison*

Clinton  
*Edna Mahan CF*

Delmont  
*Southern State CF*

Newark  
*Northern State Prison*

Yardville  
*Garden State Youth CF*

## TEXAS

Brownwood  
*Havins IPTC*

Breckenridge  
*Sayle SAFPF*

Burnet  
*Halbert SAFPF*  
*Halbert DWI Recovery Program*

Dayton  
*Henley IPTC/SAFPF*

Gatesville  
*Hackberry SAFPF*

Hondo  
*Ney IPTC*

Houston  
*South Texas ISF*

Huntsville  
*Estelle SAFPF*

Kyle  
*Kyle IPTC*

Richmond  
*Jester I SAFPF*

San Diego  
*Glossbrenner SAFPF*

**CF** Correctional Facility  
**IPTC** In-Prison Therapeutic Community  
**ISF** Intermediate Sanction Facility  
**SAFPF** Substance Abuse Felony Punishment Facility

\*Operations ceased February 2014



For more information visit [GatewayCorrections.org](http://GatewayCorrections.org) or call 800-777-1833

Corrections Division Texas Management Office  
5821 Southwest Freeway  
Suite 222  
Houston, TX 77057

Corporate Headquarters  
55 E Jackson Blvd, Ste. 1500  
Chicago, IL 60604  
P: 312-663-1130 | F: 312-663-0504  
[RecoverGateway.org](http://RecoverGateway.org)